

Prepared for:
Sombra Plus CBD/ Sore No More Plus CBD


5951 Office Blvd. NE
Albuquerque, NM USA 87109

Sombra Warm Therapy Plus

Batch ID or Lot Number: 1550	Test: Potency	Reported: 16Feb2024	USDA License: N/A
Matrix: Concentrate	Test ID: T000270929	Started: 15Feb2024	Sampler ID: N/A
	Method(s): TM14 (HPLC-DAD)	Received: 14Feb2024	Status: N/A

Cannabinoids	LOD (%)	LOQ (%)	Result (%)	Result (mg/g)	Notes
Cannabichromene (CBC)	0.018	0.061	ND	ND	
Cannabichromenic Acid (CBCA)	0.017	0.055	ND	ND	
Cannabidiol (CBD)	0.060	0.159	2.080	20.80	
Cannabidiolic Acid (CBDA)	0.062	0.163	ND	ND	
Cannabidivarin (CBDV)	0.014	0.038	ND	ND	
Cannabidivarinic Acid (CBDVA)	0.026	0.068	ND	ND	
Cannabigerol (CBG)	0.010	0.034	ND	ND	
Cannabigerolic Acid (CBGA)	0.043	0.144	ND	ND	
Cannabinol (CBN)	0.014	0.045	ND	ND	
Cannabinolic Acid (CBNA)	0.030	0.098	ND	ND	
Delta 8-Tetrahydrocannabinol (Delta 8-THC)	0.052	0.171	ND	ND	
Delta 9-Tetrahydrocannabinol (Delta 9-THC)	0.047	0.156	ND	ND	
Delta 9-Tetrahydrocannabinolic Acid (THCA-A)	0.042	0.138	ND	ND	
Tetrahydrocannabivarin (THCV)	0.009	0.031	ND	ND	
Tetrahydrocannabivarinic Acid (THCVA)	0.037	0.122	ND	ND	
Total Cannabinoids			2.080	20.80	
Total Potential THC			ND	ND	
Total Potential CBD			2.080	20.80	

Final Approval



Karen Winternheimer
16Feb2024
09:01:00 AM MST

PREPARED BY / DATE



Sam Smith
16Feb2024
09:02:00 AM MST

APPROVED BY / DATE



<https://results.botanacor.com/api/v1/coas/uuid/6e9b36e7-e665-4e26-a139-303bc48125a1>

Definitions

% = % (w/w) = Percent (weight of analyte / weight of product). ND = None Detected (defined by dynamic range of the method).
Total Potential Delta 9-THC or CBD is calculated to take into account the loss of a carboxyl group during decarboxylation step, using the following formulas: Total Potential Delta 9-THC = Delta 9-THC + (Delta 9-THCa *(0.877)) and Total CBD = CBD + (CBDa *(0.877)).

Testing results are based solely upon the sample submitted to SC Laboratories, Inc. in the condition it was received. SC Laboratories, Inc. warrants that all analytical work is conducted professionally in accordance with all applicable standard laboratory practices using validated methods. Data was generated using an unbroken chain of comparison to NIST traceable Reference Standards and Certified Reference Materials. This report may not be reproduced, except in full, without the written approval of SC Laboratories, Inc. ISO/IEC 17025:2017 A2LA Cert #: 4329.02 Chemical; 4329.03 Biological.



Cert #4329.02
6e9b36e7e6654e26a139303bc48125a1.1

Prepared for:

Sombra Plus CBD/ Sore No More Plus CBD

Batch ID or Lot Number: 1550	Test: Potency	Reported: 2/18/24	Location: 5951 Office Blvd. NE Albuquerque, NM 87109
Matrix: Concentrate	Test ID: T000270930	Started: 2/15/24	USDA License: N/A
Status: Active	Method: TM14 (HPLC-DAD): Potency - Broad Spectrum Analysis, 0.01% THC	Received: 02/14/2024 @ 12:19 PM	Sampler ID: N/A

CANNABINOID PROFILE

Compound	LOD (%)	LOQ (%)	Result (%)	Result (mg/g)	Notes
Delta 9-Tetrahydrocannabinolic acid (THCA-A)	0.002	0.007	ND	ND	N/A
Delta 9-Tetrahydrocannabinol (Delta 9THC)	0.003	0.008	ND	ND	
Cannabidiolic acid (CBDA)	0.022	0.054	ND	ND	
Cannabidiol (CBD)	0.021	0.053	1.906	19.06	
Delta 8-Tetrahydrocannabinol (Delta 8THC)	0.017	0.056	ND	ND	
Cannabinolic Acid (CBNA)	0.010	0.032	ND	ND	
Cannabinol (CBN)	0.004	0.015	ND	ND	
Cannabigerolic acid (CBGA)	0.014	0.047	ND	ND	
Cannabigerol (CBG)	0.003	0.011	ND	ND	
Tetrahydrocannabivarinic Acid (THCVA)	0.012	0.040	ND	ND	
Tetrahydrocannabivarin (THCV)	0.003	0.010	ND	ND	
Cannabidivarinic Acid (CBDVA)	0.009	0.023	ND	ND	
Cannabidivarin (CBDV)	0.005	0.012	<LOQ	<LOQ	
Cannabichromenic Acid (CBCA)	0.005	0.018	ND	ND	
Cannabichromene (CBC)	0.006	0.020	ND	ND	
Total Cannabinoids			1.906	19.06	
Total Potential THC**			ND	ND	
Total Potential CBD**			1.906	19.06	

K Winterheimer

Karen Winterheimer
18-Feb-24
7:17 AM

Samantha Smith

Sam Smith
18-Feb-24
7:18 AM

PREPARED BY / DATE

APPROVED BY / DATE

Definitions

% = % (w/w) = Percent (Weight of Analyte / Weight of Product)

** Total Potential THC/CBD is calculated using the following formulas to take into account the loss of a carboxyl group during decarboxylation step.

Total THC = THC + (THCA * (0.877)) and

Total CBD = CBD + (CBDA * (0.877))

Total Cannabinoids result reflects the absolute sum of all cannabinoids detected.

ND = None Detected (Defined by Dynamic Range of the method)

Testing results are based solely upon the sample submitted to SC Laboratories, Inc. SC Laboratories, Inc warrants that all analytical work is conducted professionally in accordance with all applicable standard laboratory practices using validated methods. Data was generated using an unbroken chain of comparison to NIST traceable Reference Standards and Certified Reference Materials. All decision rulings are in accordance with the MED and results uploaded to METRC. This report may not be reproduced, except in full, without the written approval of SC Laboratories, Inc. ISO/IEC 17025:2017 Accredited A2LA Certificate Number 4329.01



Certificate #4329.02

Sombra Warm Therapy Plus

Batch ID: 1550	Test ID: T000270931
Type: Topical	Submitted: 02/14/2024 @ 12:19 PM
Test: Terpenes	Started: 2/9/2024
Method: TM22 (GC-MS)	Reported: 2/16/2024

TERPENE PROFILE



Compound	%(w/w)	mg/g
(-)-alpha-Bisabolol	0.0000	0.000
Camphene	0.0000	0.000
delta-3-Carene	0.0000	0.000
beta-Caryophyllene	0.0000	0.000
(-)-Caryophyllene Oxide	0.0000	0.000
p-Cymene	0.0000	0.000
Eucalyptol	0.0000	0.000
Geraniol	0.0000	0.000
alpha-Humulene	0.0000	0.000
(-)-Isopulegol	0.0000	0.000
d-Limonene	0.4452	4.452
Linalool	0.0023	0.023
beta-Myrcene	0.0062	0.062
cis-Nerolidol	0.0000	0.000
trans-Nerolidol	0.0000	0.000
Ocimene	0.0000	0.000
beta-Ocimene	0.0000	0.000
alpha-Pinene	0.0000	0.000
(-)-beta-Pinene	0.0000	0.000
alpha-Terpinene	0.0000	0.000
gamma-Terpinene	0.0000	0.000
Terpinolene	0.0000	0.000
Total	0.4537	4.537

PREDOMINANT TERPENES

alpha-Pinene	0.0000
(-)-beta-Pinene	0.0000
beta-Myrcene	0.0062
delta-3-Carene	0.0000
alpha-Terpinene	0.0000
d-Limonene	0.4452
Linalool	0.0023
beta-Caryophyllene	0.0000
alpha-Humulene	0.0000
(-)-alpha-Bisabolol	0.0000

NOTES:
N/A

FINAL APPROVAL

K Winternheimer
Karen Winternheimer
16-Feb-2024
11:19 AM

Samantha Smith
Sam Smith
16-Feb-2024
11:25 AM

PREPARED BY / DATE

APPROVED BY / DATE

Testing results are based solely upon the sample submitted to SC Laboratories, Inc. SC Laboratories, Inc warrants that all analytical work is conducted professionally in accordance with all applicable standard laboratory practices using validated methods. Data was generated using an unbroken chain of comparison to NIST traceable Reference Standards and Certified Reference Materials. All decision rulings are in accordance with the MED and results uploaded to METRC. This report may not be reproduced, except in full, without the written approval of SC Laboratories, Inc. ISO/IEC 17025:2017 Accredited A21A Certificate Number 4329.01



Certificate #4329.01

Prepared for:

Sombra Plus CBD/ Sore No More Plus CBD

Batch ID or Lot Number: 1550	Test: Residual Solvents	Reported: 2/16/24	Location: 5951 Office Blvd. NE Albuquerque, NM 87109
Matrix: N/A	Test ID: T000270935	Started: 2/15/24	USDA License: N/A
Status: Active	Methods: TM04 (GC-MS); Residual Solvents	Received: 02/14/2024 @ 12:19 PM	Sampler ID: N/A

RESIDUAL SOLVENTS DETERMINATION

Solvent	Dynamic Range (ppm)	Result (ppm)	Notes
Propane	83 - 1661	*ND	
Butanes (Isobutane, n-Butane)	181 - 3628	*ND	
Methanol	63 - 1257	*ND	
Pentane	76 - 1524	*ND	
Ethanol	86 - 1723	550	
Acetone	92 - 1847	*ND	
Isopropyl Alcohol	105 - 2108	*ND	
Hexane	6 - 128	*ND	
Ethyl Acetate	104 - 2076	*ND	
Benzene	0.2 - 4	*ND	
Heptanes	91 - 1810	*ND	
Toluene	16 - 329	*ND	
Xylenes (m,p,o-Xylenes)	122 - 2439	*ND	

K Winterheimer

Karen Winterheimer
16-Feb-24
9:18 AM

Samantha Smith

Sam Smith
16-Feb-24
9:20 AM

PREPARED BY / DATE

APPROVED BY / DATE

Definitions

* ND = None Detected (Defined by Dynamic Range of the method)

Testing results are based solely upon the sample submitted to SC Laboratories, Inc. SC Laboratories, Inc warrants that all analytical work is conducted professionally in accordance with all applicable standard laboratory practices using validated methods. Data was generated using an unbroken chain of comparison to NIST traceable Reference Standards and Certified Reference Materials. All decision rulings are in accordance with the MED and results uploaded to METRC. This report may not be reproduced, except in full, without the written approval of SC Laboratories, Inc. ISO/IEC 17025:2017 Accredited A2LA Certificate Number 4329.01



Certificate #4329.02

Prepared for:

Sombra Plus CBD/ Sore No More Plus CBD
Sombra Warm Therapy Plus


Batch ID or Lot Number: 1550	Test: Metals	Reported: 2/20/24	Location: 5951 Office Blvd. NE Albuquerque, NM 87109
Matrix: Finished Product	Test ID: T000270934	Started: 2/19/24	USDA License: N/A
Status: Active	Method: TM19 (ICP-MS); Heavy Metals	Received: 02/14/2024 @ 12:19 PM	Sampler ID: N/A

HEAVY METALS DETERMINATION

Compound	Dynamic Range (ppm)	Result (ppm)	Notes
Arsenic	0.051 - 5.10	ND	
Cadmium	0.049 - 4.91	ND	
Mercury	0.051 - 5.15	ND	
Lead	0.051 - 5.11	ND	



 Sam Smith
20-Feb-24
9:38 AM



 Sam Smith
20-Feb-24
9:43 AM

PREPARED BY / DATE

APPROVED BY / DATE

Definitions

ND = None Detected (Defined by Dynamic Range of the method)

Testing results are based solely upon the sample submitted to Botanacor Laboratories, LLC, in the condition it was received. Botanacor Laboratories, LLC warrants that all analytical work is conducted professionally in accordance with all applicable standard laboratory practices using validated methods. Data was generated using an unbroken chain of comparison to NIST traceable Reference Standards and Certified Reference Materials. This report may not be reproduced, except in full, without the written approval of Botanacor Laboratories, LLC.



Certificate #4329.02

Sombra Warm Therapy Plus

Batch ID:	1550	Test ID:	T000270933
Matrix:	Finished Product	Received:	02/14/2024 @ 12:19 PM
Test:	Microbial Contaminants	Started:	2/15/2024
Methods:	TM25 (PCR) TM24, TM26, TM27 (Culture Plating)	Reported:	2/19/2024

MICROBIAL CONTAMINANTS

Contaminant	Method	LOD	Quantitation Range	Result
Total Yeast and Mold*	TM-24 Culture Plating	10 ¹ CFU/g	2.0x10 ² - 3.0x10 ⁴ CFU/g	None Detected
Total Aerobic Count*	TM-26 Culture Plating	10 ² CFU/g	2.0x10 ³ - 3.0x10 ⁵ CFU/g	None Detected
Total Coliforms*	TM-27 Culture Plating	10 ¹ CFU/g	2.0x10 ² - 3.0x10 ⁴ CFU/g	None Detected
STEC	TM-25 PCR	10 ⁰ CFU/g	N/A	Absent
Salmonella	TM-25 PCR	10 ⁰ CFU/g	N/A	Absent

* Values recorded in scientific notation, a common microbial practice of expressing numbers that are too large to be conveniently written in decimal form.

Examples: 10² = 100 CFU
10³ = 1,000 CFU
10⁴ = 10,000 CFU
10⁵ = 100,000 CFU

NOTES:

Free from visual mold, mildew, and foreign matter

DEFINITIONS:

CFU/g = Colony Forming Units per gram | LOD = Limit of Detection | STEC = Shiga toxin-producing E. coli
LLOQ = Lower Limit of Quantitation | ULOQ = Upper Limit of Quantitation

FINAL APPROVAL


Brett Hudson
2/18/2024
12:39:00 PM


Eden Thompson-Wright
2/19/2024
10:02:00 AM

PREPARED BY / DATE

APPROVED BY / DATE

Testing results are based solely upon the sample submitted to SC Laboratories, Inc. SC Laboratories, Inc warrants that all analytical work is conducted professionally in accordance with all applicable standard laboratory practices using validated methods. Data was generated using an unbroken chain of comparison to NIST traceable Reference Standards and Certified Reference Materials. All decision rulings are in accordance with the MFD and results uploaded to METRC. This report may not be reproduced, except in full, without the written approval of SC Laboratories, Inc. ISO/IEC 17025:2017 Accredited A2LA Certificate Number 4329.01



Prepared for:
Sombra Plus CBD/ Sore No More Plus CBD

5951 Office Blvd. NE
Albuquerque, NM USA 87109

Sombra Warm Therapy Plus

Batch ID or Lot Number: 1550	Test: Potency	Reported: 18Feb2024	USDA License: N/A
Matrix: Concentrate	Test ID: T000270930	Started: 15Feb2024	Sampler ID: N/A
	Method(s): TM14 (HPLC-DAD); Potency - Broad Spectrum Analysis, 0.01% THC	Received: 14Feb2024	Status: Active

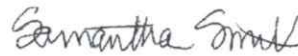
Cannabinoids	LOD (%)	LOQ (%)	Result (%)	Result (mg/g)	Notes
Cannabichromene (CBC)	0.006	0.020	ND	ND	
Cannabichromenic Acid (CBCA)	0.005	0.018	ND	ND	
Cannabidiol (CBD)	0.021	0.053	1.906	19.06	
Cannabidiolic Acid (CBDA)	0.022	0.054	ND	ND	
Cannabidivarin (CBDV)	0.005	0.012	<LOQ	<LOQ	
Cannabidivarinic Acid (CBDVA)	0.009	0.023	ND	ND	
Cannabigerol (CBG)	0.003	0.011	ND	ND	
Cannabigerolic Acid (CBGA)	0.014	0.047	ND	ND	
Cannabinol (CBN)	0.004	0.015	ND	ND	
Cannabinolic Acid (CBNA)	0.010	0.032	ND	ND	
Delta 8-Tetrahydrocannabinol (Delta 8-THC)	0.017	0.056	ND	ND	
Delta 9-Tetrahydrocannabinol (Delta 9-THC)	0.003	0.008	ND	ND	
Delta 9-Tetrahydrocannabinolic Acid (THCA-A)	0.002	0.007	ND	ND	
Tetrahydrocannabivarin (THCV)	0.003	0.010	ND	ND	
Tetrahydrocannabivarinic Acid (THCVA)	0.012	0.040	ND	ND	
Total Cannabinoids			1.906	19.06	
Total Potential THC			ND	ND	
Total Potential CBD			1.906	19.06	

Final Approval



Karen Winternheimer
18Feb2024
07:17:00 AM MST

PREPARED BY / DATE



Sam Smith
18Feb2024
07:18:00 AM MST

APPROVED BY / DATE



<https://results.botanacor.com/api/v1/coas/uuid/b9aea2f8-2e2d-492b-bb79-f750b8b68973>

Definitions

% = % (w/w) = Percent (weight of analyte / weight of product). ND = None Detected (defined by dynamic range of the method).
Total Potential Delta 9-THC or CBD is calculated to take into account the loss of a carboxyl group during decarboxylation step, using the following formulas: Total Potential Delta 9-THC = Delta 9-THC + (Delta 9-THCa *(0.877)) and Total CBD = CBD + (CBDA *(0.877)).

Testing results are based solely upon the sample submitted to SC Laboratories, Inc., in the condition it was received. SC Laboratories, Inc., warrants that all analytical work is conducted professionally in accordance with all applicable standard laboratory practices using validated methods. Data was generated using an unbroken chain of comparison to NIST traceable Reference Standards and Certified Reference Materials. This report may not be reproduced, except in full, without the written approval of SC Laboratories, Inc. ISO/IEC 17025:2017 A2LA Cert #: 4329.02 Chemical; 4329.03 Biological.



Cert #4329.02
b9aea2f82e2d492bb79f750b8b68973.1


Prepared for:
Sombra Plus CBD/ Sore No More Plus CBD
5951 Office Blvd. NE
Albuquerque, NM USA 87109

Sombra Warm Therapy Plus


Batch ID or Lot Number: 1550	Test: Pesticides	Reported: 21Feb2024	USDA License: NA
Matrix: Finished Product	Test ID: T000270932	Started: 20Feb2024	Sampler ID: NA
	Method(s): TM17 (LC-QQ LC MS/MS)	Received: 14Feb2024	Status: NA

Pesticides	Dynamic Range (ppb)	Result (ppb)	Pesticides	Dynamic Range (ppb)	Result (ppb)
Abamectin	298 - 2748	ND	Malathion	288 - 2690	ND
Acephate	40 - 2730	ND	Metalaxyl	41 - 2695	ND
Acetamiprid	41 - 2685	ND	Methiocarb	42 - 2685	ND
Azoxystrobin	44 - 2703	ND	Methomyl	41 - 2765	ND
Bifenazate	43 - 2708	ND	MGK 264 1	159 - 1637	ND
Boscalid	43 - 2663	ND	MGK 264 2	111 - 1064	ND
Carbaryl	42 - 2688	ND	Myclobutanil	36 - 2665	ND
Carbofuran	42 - 2688	ND	Naled	42 - 2657	ND
Chlorantraniliprole	45 - 2679	ND	Oxamyl	41 - 2737	ND
Chlorpyrifos	49 - 2741	ND	Paclobutrazol	44 - 2728	ND
Clofentezine	272 - 2696	ND	Permethrin	290 - 2776	ND
Diazinon	290 - 2697	ND	Phosmet	40 - 2577	ND
Dichlorvos	266 - 2739	ND	Prophos	282 - 2675	ND
Dimethoate	42 - 2678	ND	Propoxur	42 - 2694	ND
E-Fenpyroximate	278 - 2800	ND	Pyridaben	297 - 2691	ND
Etofenprox	43 - 2717	ND	Spinosad A	34 - 2075	ND
Etoxazole	293 - 2631	ND	Spinosad D	67 - 658	ND
Fenoxycarb	42 - 2698	ND	Spiromesifen	268 - 2692	ND
Fipronil	37 - 2786	ND	Spirotetramat	285 - 2786	ND
Flonicamid	42 - 2769	ND	Spiroxamine 1	16 - 1030	ND
Fludioxonil	267 - 2685	ND	Spiroxamine 2	24 - 1613	ND
Hexythiazox	42 - 2738	ND	Tebuconazole	290 - 2686	ND
Imazalil	284 - 2712	ND	Thiacloprid	41 - 2696	ND
Imidacloprid	41 - 2770	ND	Thiamethoxam	42 - 2750	ND
Kresoxim-methyl	45 - 2730	ND	Trifloxystrobin	43 - 2702	ND

Final Approval



Karen Winternheimer
21Feb2024
11:47:00 AM MST



Sam Smith
21Feb2024
11:48:00 AM MST



PREPARED BY / DATE

APPROVED BY / DATE

<https://results.botanacor.com/api/v1/coas/uuid/a189fb5e-4d4a-494e-8fe0-1680f6f275bf>

Definitions

ND = None Detected (defined by dynamic range of the method)
Dynamic Range = Limit of Quantitation (LOQ) through Upper Limit of Method Range
ppb = Parts Per Billion

Testing results are based solely upon the sample submitted to SC Laboratories, Inc., in the condition it was received. SC Laboratories, Inc., warrants that all analytical work is conducted professionally in accordance with all applicable standard laboratory practices using validated methods. Data was generated using an unbroken chain of comparison to NIST traceable Reference Standards and Certified Reference Materials. This report may not be reproduced, except in full, without the written approval of SC Laboratories, Inc. ISO/IEC 17025:2017 A2LA Cert #: 4329.02 Chemical; 4329.03 Biological.



Cert #4329.02
a189fb5e4d4a494e8fe01680f6f275bf.1